

Rio Blanco, Colorado

Stronger Economies Together Phase III



PROFILE

Total Population

Source: U.S. Census Bureau

2000

5,986

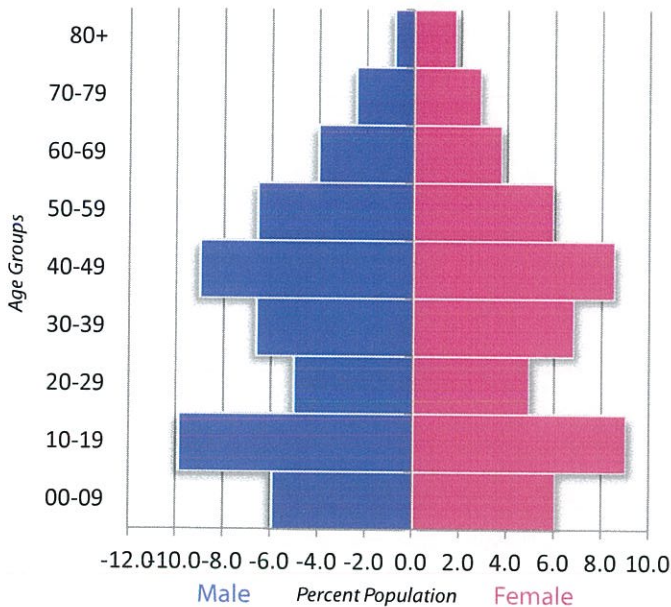
2010

6,666

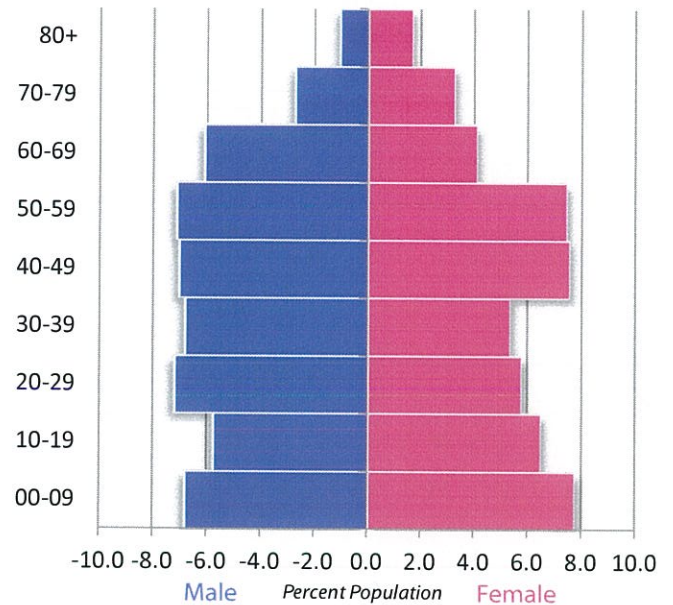
2020

7,502

2000 POPULATION PYRAMID



2010 POPULATION PYRAMID



Source: U.S. Census Bureau

Components of Population Change 2000-2009

TOTAL Change	548
Natural Increase	341
International	46
Domestic	183

Source: U.S. Census Bureau, Population Estimates; Pop. Change includes residual

Income & Poverty	2000	2010
Median Household Income	\$40,409	\$59,308
Poverty Rate (Individuals)	9.7	8.3

Source: Small Area Income and Poverty Estimates

Race/Ethnicity	2000	2010
White, Non-Hispanic	92.9	86.5
Black, Non-Hispanic	0.2	0.7
Other	2.0	2.8
Hispanic	4.9	10.0

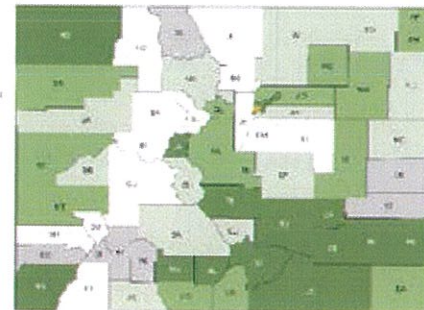
Source: U.S. Census Bureau

Educational Attainment	2000	2010
Less than High School	11.6	8.3
High School	32.0	29.4
Some College	36.9	35.1
Bachelor's or More	19.5	27.2

Source: EMSI 2011.1

MORTALITY

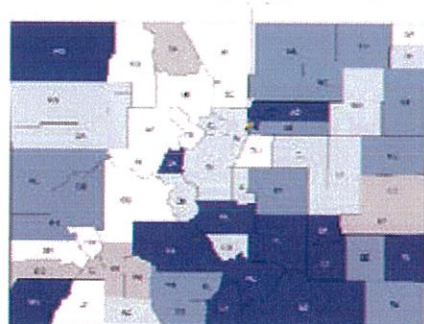
(Length of Life)



Lighter color, longer life

MORBIDITY

(How Healthy People Feel)



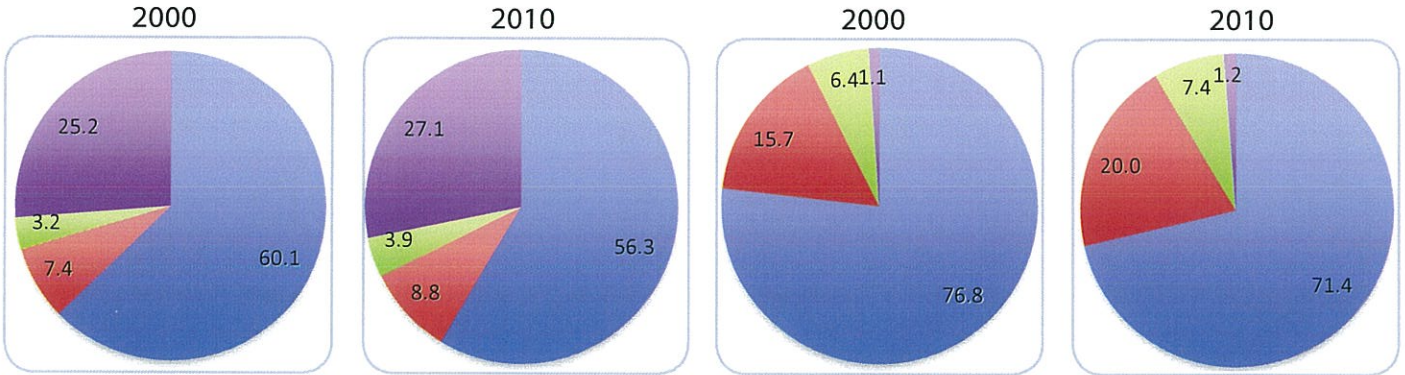
Lighter color, healthier

Source: University of Wisconsin Population Health Institute

HOUSEHOLD TYPE

All Households

Households with Children Under 18 Years



- Married
- Single Female Headed
- Single Male Headed
- Non-Family

Occupied Housing Units	2000	2010	Households	2000	2010
Owner-Occupied	70.6	70.8	TOTAL Number	2,306	2,647
Renter-Occupied	29.4	29.2	Avg. Persons	2.50	2.43

Source: U.S. Census Bureau